



CE Made in Italy

RAM HOISTS
N° E22-SP



HELP THE NATURE

Packaging contains, depending on the articles, one or more of the following materials; they must be recycled in accordance with current regulations in the country of use.

cardboard • polyethylene sack • polystyrene • paper • wood • nails
• plastic strap • cellophane • clips • gummed paper



ECODORA S.r.l. offers a wide range of equipment for fluid dynamics, designed to meet all customer's needs.

Quality, reliability and design that distinguish ECODORA brand are internationally recognized.

A technical service before and after sales suggests the most suitable product according to the customer's needs and provides support even to the end users.

ECODORA S.r.l. looks for a long lasting cooperation with the customers, paying attention to their expectations and offering highest quality products.



www.ecodora.com
info@ecodora.com

CE Made in Italy

INDEX

RAM HOISTS

Page 10

Air-operated
pump elevators



Page 12

Ram hoists



Page 14

Ram hoist kits



Page 22

Ram hoists for drums
from 18 to 30 kg



Page 24

Ram hoist kits



Page 17

Ram hoist
accessories for drums
from 180 to 220 kg



Page 26

Ram hoist accessories
for drums from 18 to 30 kg



The pneumatic piston pump elevators make the drum's exchange simple and fast thanks to the hoisting system with one or two columns activated pneumatically.

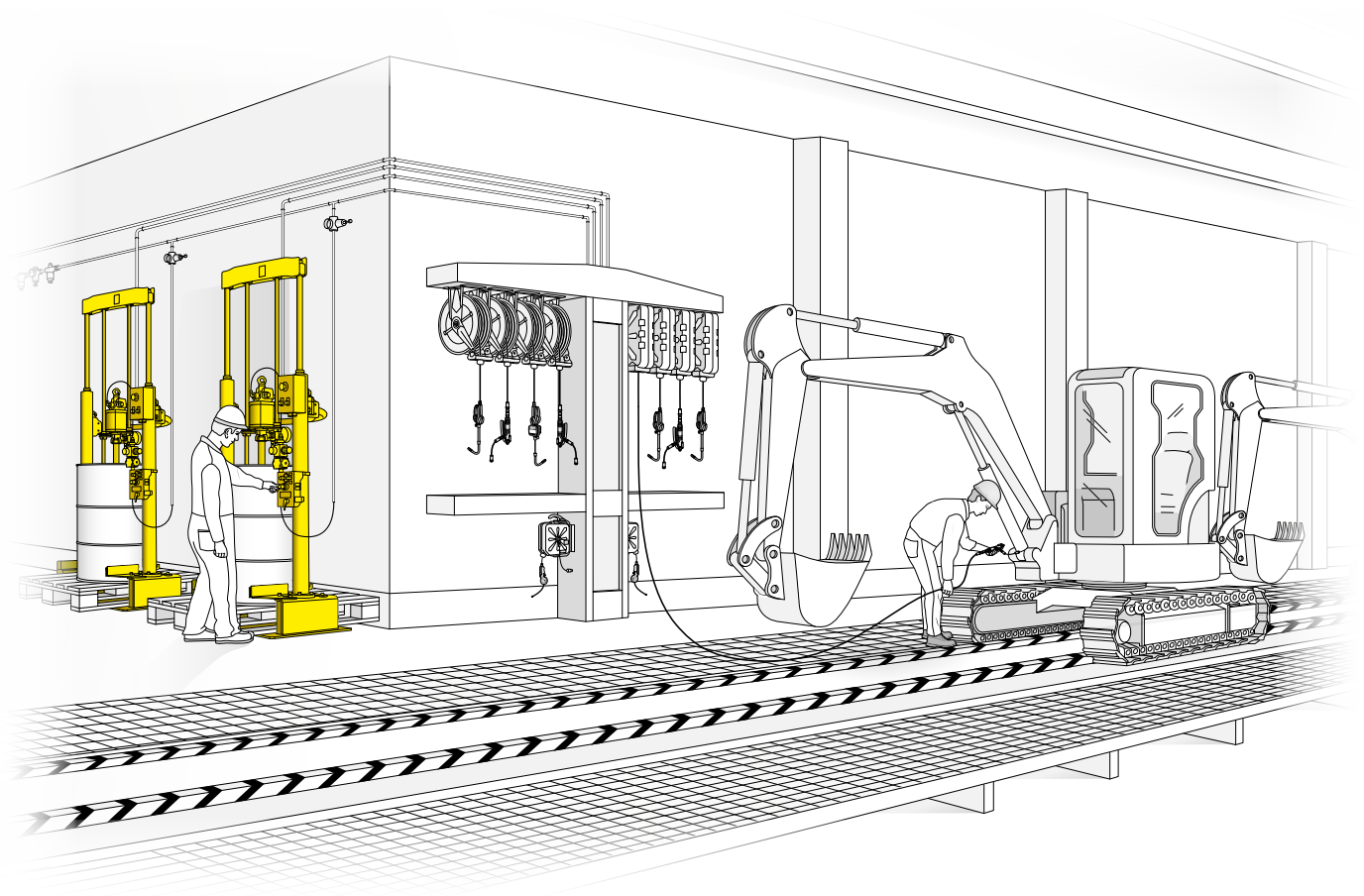
Additionally, models equipped with the follower plate will enable you to pump grease even beyond the NLGI 3 grade, highly viscous fluids and even with high temperatures.

Our sales department is at your disposal
to provide information and solutions.

www.ecodora.com

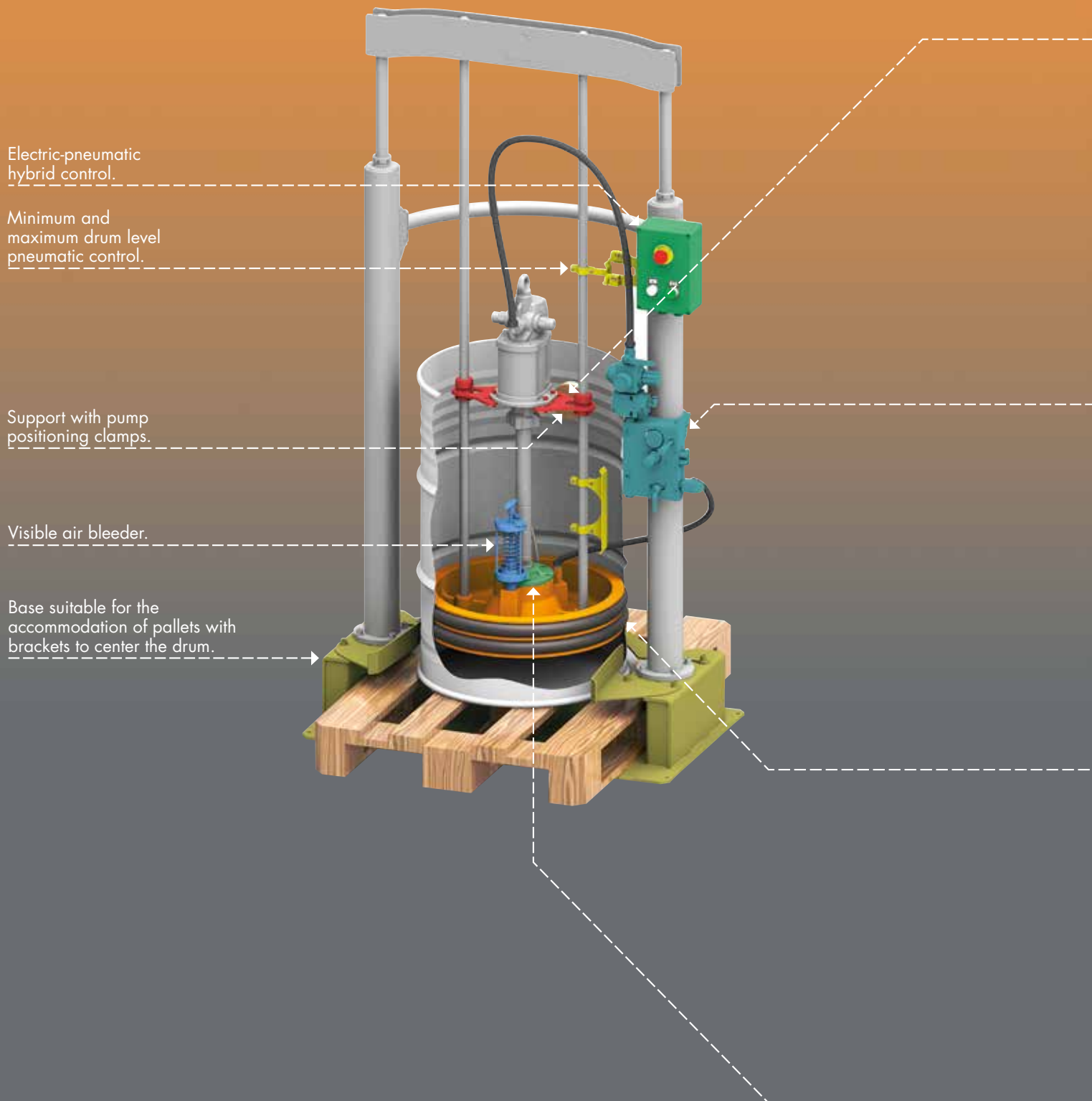
PUMP ELEVATORS FOR DRUMS FROM 180 TO 220 kg





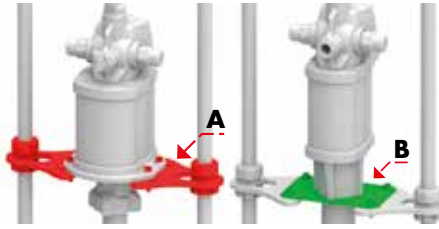
Technical characteristics

FULL OPTIONAL



STANDARD BRACKETS

All the ram hoists are equipped with 2 standard brackets (A - B) suitable for mounting all our industrial pumps.

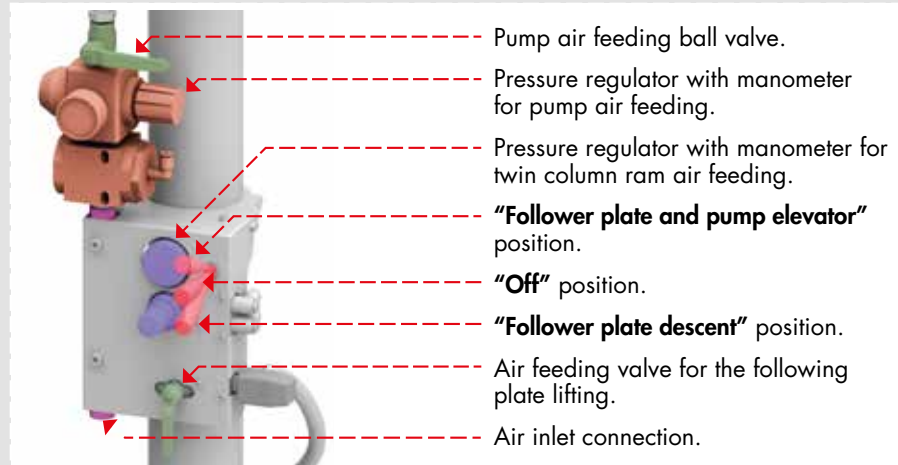



Support with pump positioning clamps.

BRACKETS ON REQUEST

KR1102:

Support bracket suitable to mount pump with $\varnothing 30$ mm suction tube.




Pneumatic control panel.

P/N OE11/60

Follower plate $\varnothing 585$ mm with double sealing NBR ring, to be used with air operated twin column ram for drums from 180 to 220 kg. It can be used also with different kind of pumps thanks to special adaptors shown in the below list and available on request.

Compatible fluids: grease and lubricants also with high viscosity, industrial fluids, paints...



P/N OE21/61
Adaptor
for pumps with
G 1" (f) suction tube.



P/N OE21/62
Adaptor
for pumps with
G 2" (f) suction tube.



P/N OE21/63
Adaptor + support
(KR1102)
for pumps with
 $\varnothing 30$ mm suction tube.



P/N OE21/64
Adaptor
for pumps with
 $\varnothing 45$ mm
suction tube.

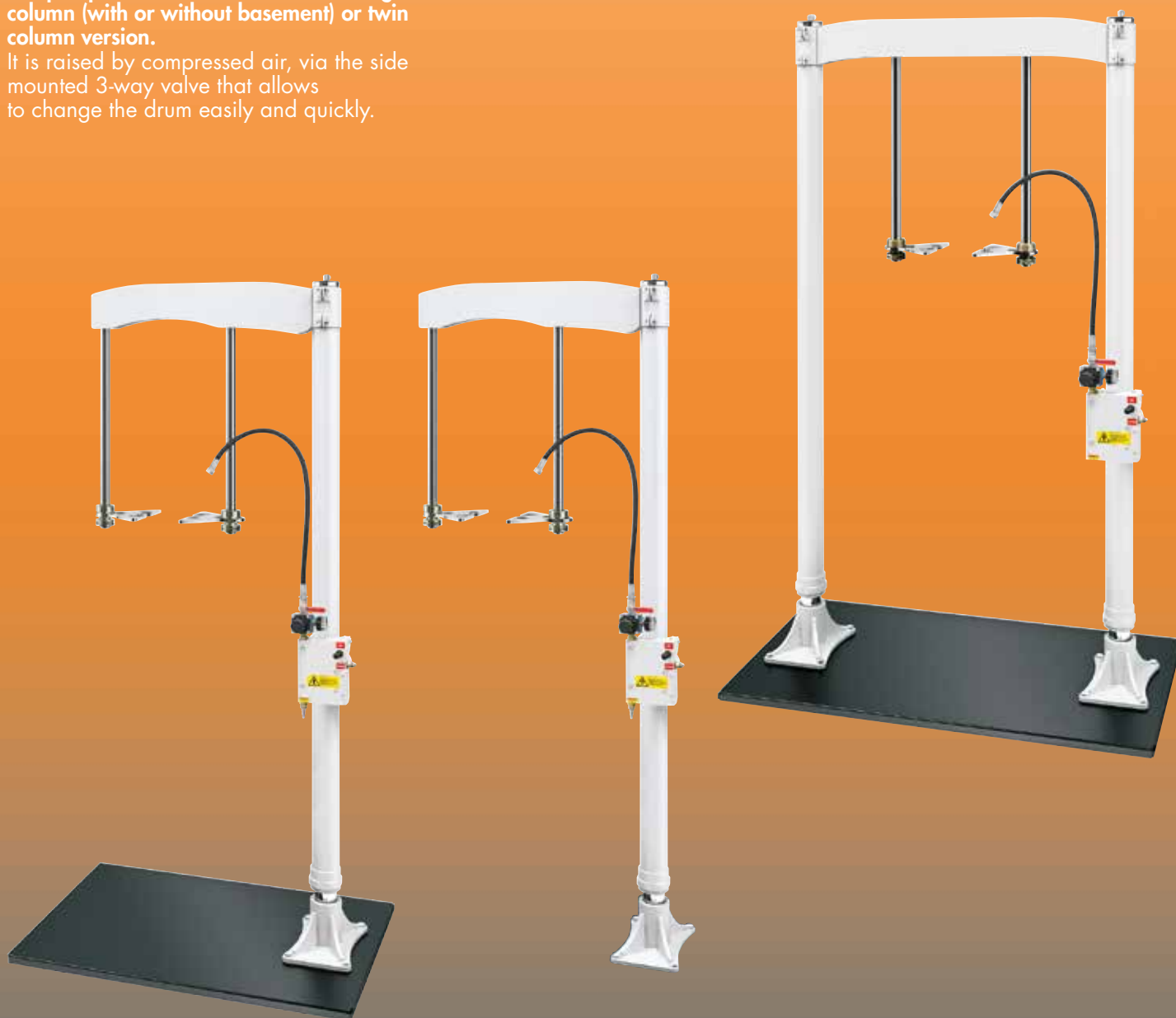


P/N OE21/65
Adaptor
for pumps with
 $\varnothing 50,8$ mm
suction tube.

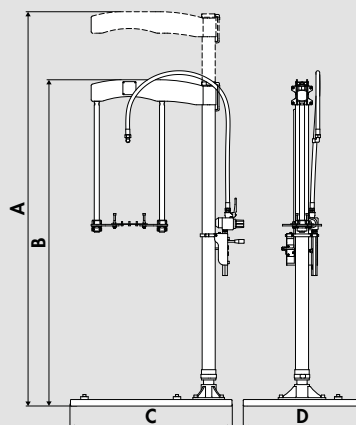
AIR-OPERATED PUMP ELEVATORS

The pump elevators are available in single column (with or without basement) or twin column version.

It is raised by compressed air, via the side mounted 3-way valve that allows to change the drum easily and quickly.



P/N	OE10/80	OE10/81	OE10/82
Column	1 with basement	1 without basement	2 with basement
Suitable for drums	180 ÷ 220 kg	180 ÷ 220 kg	180 ÷ 220 kg
Working temperature	+2 ÷ +40 °C	+2 ÷ +40 °C	+2 ÷ +40 °C
Max pressure	8 bar	8 bar	8 bar
Usable pumps	s. 600 - 700 - 900 1200 - 1500 - 1800	s. 600 - 700 - 900 1200 - 1500 - 1800	s. 600 - 700 - 900 1200 - 1500 - 1800
Noise level	negligible (< 70 db)	negligible (< 70 db)	negligible (< 70 db)
Packing - Gross weight	N° 1 1,16 m³ 97 kg	N° 1 0,68 m³ 75 kg	N° 1 1,41 m³ 128 kg
Height max/min (A - B)	2750 - 1750 mm	2715 - 1715 mm	2750 - 1750 mm
Dimensions (C - D)	866 - 630 mm	140 - 255 mm	1086 - 630 mm



In order to satisfy any particular need it is possible to create a "Personalized kit". According to the kind of fluids, please follow the specific column and choose the right part number in each one of the 3 steps:

GREASE AND VISCOUS FLUIDS PROCEDURE

Choose the ram hoist (see page on the left), and then complete your kit **with pump, follower plate and drum cover**.

1 GREASE AND VISCOUS FLUIDS PUMPS



P/N	OE62095	OE63095	OE91F/451	OE91C/701	OE116F/751	OE116F/401	OE151F/701
Series	600	700	900	900	1200	1200	1500
Ratio	50:1	65:1	45:1	70:1	75:1	40:1	70:1
Flow rate	1500 g/min	1900 g/min	4400 g/min	3000 g/min	4400 g/min	10000 g/min	7000 g/min
Seals	PU	PU	PU	PU	PU	PU	PU
Suction tube	940 - ø 30 mm	940 - ø 30 mm	940 - ø 45 mm	940 - ø 45 mm	940 - ø 45 mm	940 - ø 50,8 mm	940 - ø 50,8 mm

2 GREASE AND VISCOUS FLUIDS FOLLOWER PLATE



P/N OE66590

Follower plate ø 585 mm for pumps with suction tube ø 30 mm.

P/N OE10/60

Follower plate ø 585 mm for pumps with suction tube ø 45 mm.

P/N OE10/65

Follower plate ø 585 mm for pumps with suction tube ø 50,8 mm.

3 GREASE AND VISCOUS FLUIDS DRUM COVER



P/N OE65600

Drum cover ø 600 mm for pumps with suction tube ø 30 mm.

P/N OE10/50

Drum cover ø 600 mm for pumps with suction tube ø 45 mm.

P/N OE10/55

Drum cover ø 600 mm for pumps with suction tube ø 50,8 mm.



EXAMPLE

The kit is ready to use.

OIL AND INDUSTRIAL FLUIDS PROCEDURE

Choose the ram hoist (see page on the left), and then complete your kit **with pump, follower plate and drum cover**.

1 OIL AND VISCOUS FLUIDS PUMPS



P/N	OE91C/71	OE91F/71	OE91C/111	OE91F/111	OE116F/121	OE116F/181
Series	900	900	900	900	1200	1200
Ratio	7:1	7:1	11:1	11:1	12:1	18:1
Flow rate	30 l/min	30 l/min	30 l/min	30 l/min	30 l/min	23 l/min
Seals	PU	PU	PU	PU	PU	PU
Suction tube	940 - ø 53 mm	940 - ø 53 mm	940 - ø 45 mm	940 - ø 45 mm	940 - ø 53 mm	940 - ø 45 mm

2 OIL AND VISCOUS FLUIDS DRUM COVER



P/N OE10/50

Drum cover ø 600 mm for pumps with suction tube ø 45 mm.

P/N OE65160

Drum cover ø 600 mm with thread union G 2" (f).

3 OIL AND VISCOUS FLUIDS BUNG ADAPTOR



P/N OE38051

Bung adaptor for pumps with suction tube ø 50 mm.

P/N OE10/15

Bung adaptor for pumps with suction tube ø 50,8 mm.

P/N OE10/14

Bung adaptor for pumps with suction tube ø 45 mm.







EXAMPLE

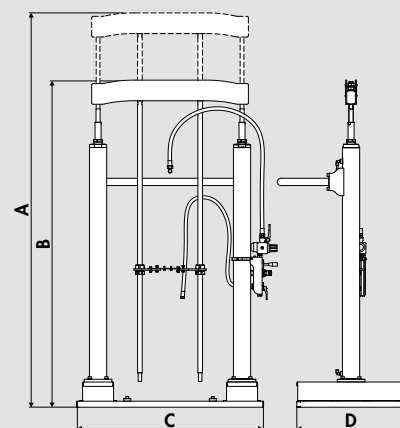
The kit is ready to use.

The two versions p/n 10/85 and p/n 11/85 include the use of a follower plate with double seal to facilitate the pumping of grease with high viscosity. They differ according to the type of accommodation base for pallet.



P/N	OE10/85	OE11/85
Column	2	2
Suitable for drums	180 ÷ 220 kg	180 ÷ 220 kg
Working temperature	+2 ÷ +40 °C	+2 ÷ +40 °C
Max pressure	8 bar	8 bar
Usable pumps	s. 600 - 700 - 900 1200 - 1500 - 1800	s. 600 - 700 - 900 1200 - 1500 - 1800
Noise level	negligible (< 70 db)	negligible (< 70 db)
Pushing force downwards at: *	4 bar 432 kg - 6 bar 648 kg - 8 bar 864 kg	4 bar 432 kg - 6 bar 648 kg - 8 bar 864 kg
Basement accommodation pallet	-	P/N OE11/101
Packing - Gross weight	 N° 1 1,84 m³  187 kg	 N° 1 1,84 m³  190 kg
Height max/min (A - B)	2800 - 1800 mm	2800 - 1800 mm
Dimensions (C - D)	1086 - 630 mm	1086 - 630 mm

* Theoretical valves, friction coefficient has not been considered. Furthermore depression's force created by the pump during suction (+2100 kg) must be added to the listed figures.











In order to satisfy any particular need it is possible to create a "Personalized kit". According to the kind of fluids choose the right part number in each one of the **4 steps**:

GREASE, VISCOUS FLUIDS, OIL AND INDUSTRIAL FLUIDS PUMPS

Choose the ram hoist (see page on the left), and then complete your kit according with your needs with one of the **industrial pumps** below. We introduce the main versions but all the RAASM industrial pumps are suitable.

1 GREASE, VISCOUS FLUIDS, OIL AND INDUSTRIAL FLUIDS PUMPS

								
P/N	OE150D/61	OE180D/81	OE90F/111	OE115F/181	OE90FSP/451	OE115FSP/751	OE118FSP/401	OE153FSP/701
Series	1500	1800	900	1200	900	1200	1200	1500
Ratio	6:1	8:1	11:1	18:1	45:1	75:1	40:1	70:1
Flow rate	80 l/min	65 l/min	30 l/min	23 l/min	4400 g/min	4400 g/min	10000 g/min	7000 g/min
Seals	PU	PU	PU	PU	PU	PU	PU	PU
Suction tube	F 2" G	F 2" G	480 - ø 45 mm	480 - ø 45 mm	500 - ø 45 mm	500 - ø 45 mm	600 - ø 50.8 mm	600 - ø 50.8 mm

2 FOLLOWER PLATE

Aggiungere al kit il piatto premente a doppia tenuta p/n OE11/60.



P/N OE11/60
Follower plate ø 585 mm
with NBR double seal ring.

3 ADAPTOR

Choose the adaptor to mount on the follower plate p/n OE11/60 according to the pump suction tube diameter.



P/N OE21/61

Adaptor for pumps with G 1" (f) suction tube.

P/N OE21/62

Adaptor for pumps with G 2" (f) suction tube.

P/N OE21/63

Adaptor + support (KR1102) for pumps with ø 30 mm suction tube.

P/N OE21/64

Adaptor for pumps with ø 45 mm suction tube.

P/N OE21/65

Adaptor for pumps with ø 50,8 mm suction tube.

4 OPTIONAL

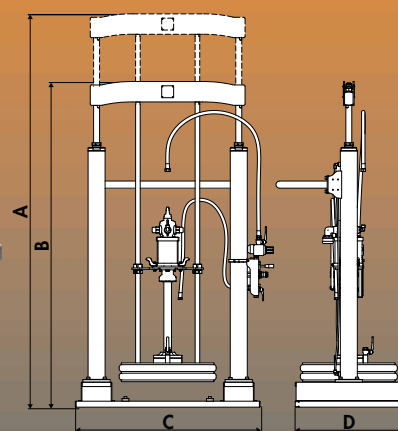
If you need or if you want something more add one of the available optional introduced on page 17.











EXAMPLE

The kit is ready to use.

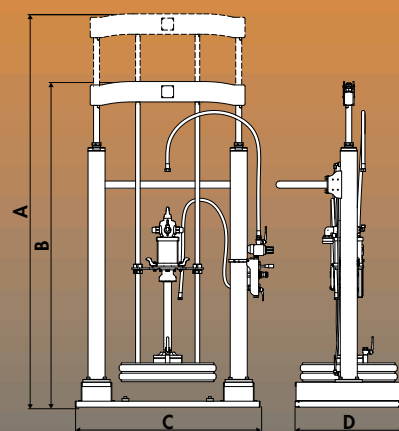
Air-operated twin column ram hoist with industrial pump.
It is raised and lowered by compressed air, via the side mounted 3-way valve.
Essential when pumping high viscosity and heavy fluids since ram pushes down the follower plate helping pump working.
It is suitable for drums from 180 to 220 kg.



P/N	OE10/1561P1N	OE10/1881P1N	OE10/09111P1N	OE10/12181P1N
Twin column ram	P/N OE10/85	P/N OE10/85	P/N OE10/85	P/N OE10/85
Follower plate in NBR	P/N OE11/60	P/N OE11/60	P/N OE11/60	P/N OE11/60
Adaptor	P/N OE21/62	P/N OE21/62	P/N OE21/64	P/N OE21/64
Pump with seals in PU	P/N OE150D/61	P/N OE180D/81	P/N OE90F/111	P/N OE115F/181
Ratio	6:1	8:1	11:1	18:1
Flow rate	80 l/min	65 l/min	30 l/min	23 l/min
Suction tube	F 2" G	F 2" G	ø 45 mm	ø 45 mm
Pump connection hose	P/N OE996.3015	P/N OE996.3015	P/N OE996.3015	P/N OE996.3015
Follower plate connection hose	P/N OE995.301	P/N OE995.301	P/N OE995.301	P/N OE995.301
Suitable for drums	180 ÷ 220 kg	180 ÷ 220 kg	180 ÷ 220 kg	180 ÷ 220 kg
Packing - Gross weight	 N° 1 1,80 m³  247 kg	 N° 1 1,80 m³  250 kg	 N° 1 1,80 m³  220 kg	 N° 1 1,80 m³  224 kg
Height max/min (A - B)	2800 - 1800 mm	2800 - 1800 mm	2800 - 1800 mm	2800 - 1800 mm
Dimensions (C - D)	1086 - 630 mm	1086 - 630 mm	1086 - 630 mm	1086 - 630 mm

RAM HOIST KITS

The kits offered in these two pages differ in the industrial pneumatic pumps installed. Usable with drums from 180 to 220 kg, they are designed to pump also very viscous fluids and grease at various distances. According to the personal needs, choose the most suitable model and, eventually, personalize it with the accessories on page 21.



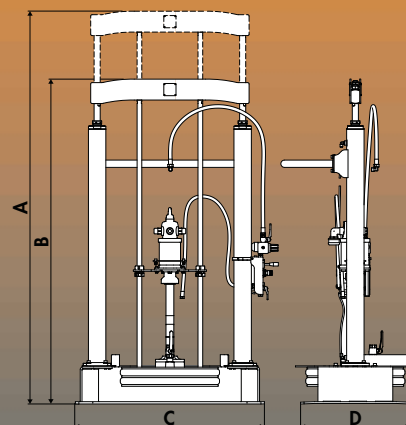
P/N	OE10/12401P1N	OE10/09451P1N	OE10/12751P1N	OE10/15701P1N
Twin column ram	P/N OE10/85	P/N OE10/85	P/N OE10/85	P/N OE10/85
Follower plate in NBR	P/N OE11/60	P/N OE11/60	P/N OE11/60	P/N OE11/60
Adaptor	P/N OE21/65	P/N OE21/64	P/N OE21/64	P/N OE21/65
Pump with seals in PU	P/N OE118FSP/401	P/N OE90FSP/451	P/N OE115FSP/751	P/N OE153FSP/701
Ratio	40:1	45:1	75:1	70:1
Flow rate	10 kg/min	4,4 kg/min	4,4 kg/min	7 kg/min
Suction tube	ø 50,8 mm	ø 45 mm	ø 45 mm	ø 50,8 mm
Pump connection hose	P/N OE996.3015	P/N OE996.3015	P/N OE996.3015	P/N OE996.3015
Follower plate connection hose	P/N OE995.301	P/N OE995.301	P/N OE995.301	P/N OE995.301
Suitable for drums	180 ÷ 220 kg	180 ÷ 220 kg	180 ÷ 220 kg	180 ÷ 220 kg
Packing - Gross weight	N° 1 1,80 m³ 225 kg	N° 1 1,80 m³ 223 kg	N° 1 1,80 m³ 225 kg	N° 1 1,80 m³ 231 kg
Height max/min (A - B)	2800 - 1800 mm	2800 - 1800 mm	2800 - 1800 mm	2800 - 1800 mm
Dimensions (C - D)	1086 - 630 mm	1086 - 630 mm	1086 - 630 mm	1086 - 630 mm









Air operated twin column ram hoist with industrial pump.

The underlying models include as a standard accessory the accommodation base pallet, essential for positioning easily and correctly the pallet where the drum rests. Additionally, various accessories are available, which increase the safety and functionality of the article, assembled singularly or simultaneously according to the code. Only the model "Full Optional" p/n 11/12751P1NH presents all the equipment listed on pages 12 and 13.

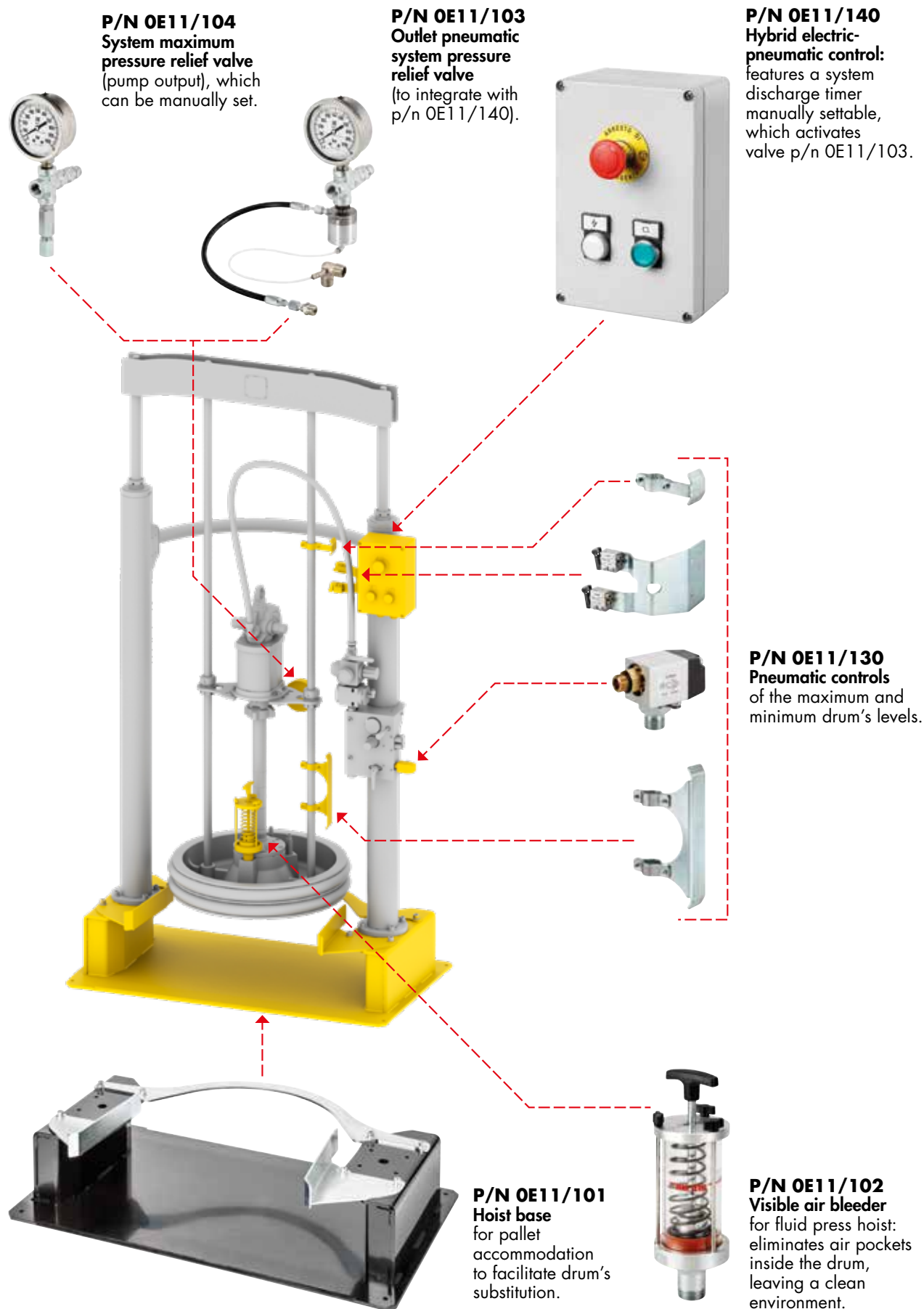
Kits are suitable for drums from 180 to 220 kg.

FULL OPTIONAL



P/N	OE11/12401P1N	OE11/12751P1N	OE11/12401P1NG	OE11/12751P1NH
Twin column ram	P/N OE11/85	P/N OE11/85	P/N OE11/85	P/N OE11/85
Follower plate in NBR	P/N OE11/60	P/N OE11/60	P/N OE11/60	P/N OE11/60
Adaptor	P/N OE21/65	P/N OE21/64	P/N OE21/65	P/N OE21/64
Pump with seals in PU	P/N OE118FSP/401	P/N OE115FSP/751	P/N OE118FSP/401	P/N OE115FSP/751
Ratio	40:1	75:1	40:1	75:1
Flow rate	10 kg/min	4,4 kg/min	10 kg/min	4,4 kg/min
Suction tube	ø 50,8 mm	ø 45 mm	ø 50,8 mm	ø 45 mm
Pump connection hose	P/N OE996.3015	P/N OE996.3015	P/N OE996.3015	P/N OE996.3015
Follower plate connection hose	P/N OE995.301	P/N OE995.301	P/N OE995.301	P/N OE995.301
Pneumatic limit switch	-	-	P/N OE11/130	P/N OE11/130
Visible air bleeder	-	-	P/N OE11/102	P/N OE11/102
Electric pneumatic hybrid control	-	-	-	P/N OE11/140
Outlet pressure relief valve	-	-	-	P/N OE11/103
Packing - Gross weight	 N° 1 1,80 m³  275 kg	 N° 1 1,80 m³  215 kg	 N° 1 1,80 m³  275 kg	 N° 1 1,80 m³  285 kg
Height max/min (A - B)	2950 - 1950 mm	2950 - 1950 mm	2950 - 1950 mm	2950 - 1950 mm
Dimensions (C - D)	1086 - 630 mm	1086 - 630 mm	1086 - 630 mm	1086 - 630 mm

RAM HOIST ACCESSORIES FOR DRUMS FROM 180 TO 220 kg



RAM HOISTS FOR DRUMS FROM 18 TO 30 kg



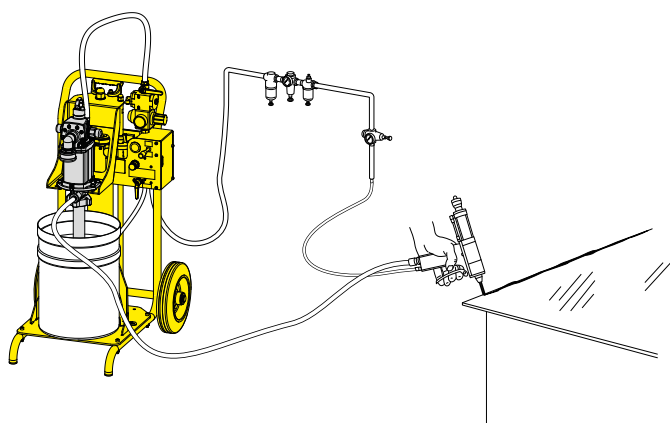
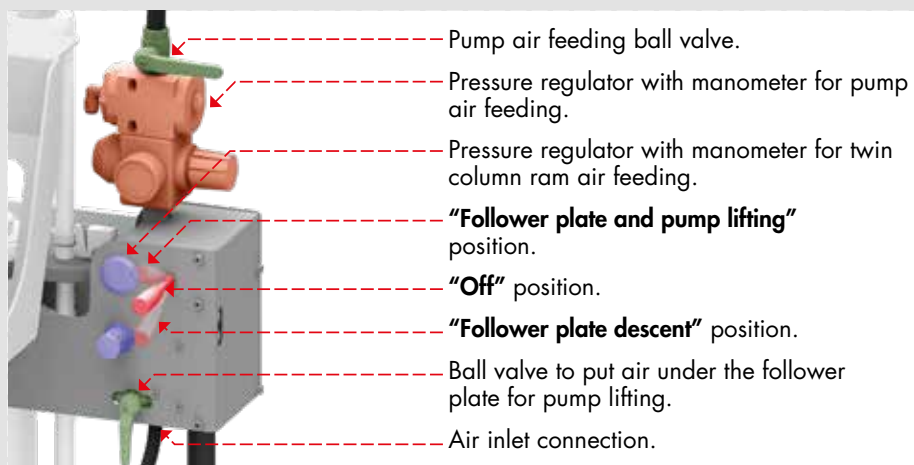


Technical characteristics

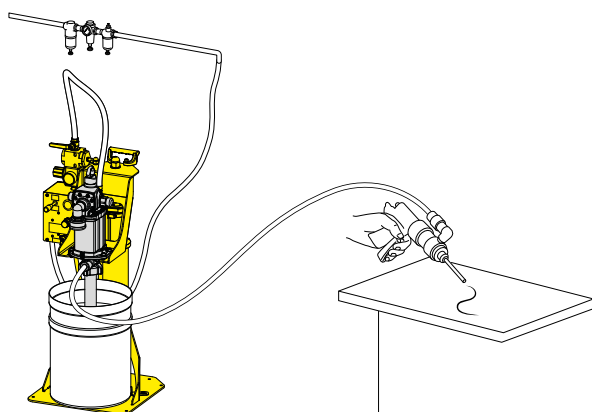
FULL OPTIONAL



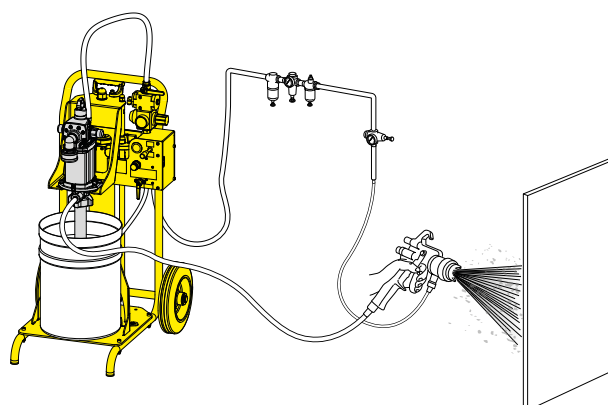
Pneumatic control panel



Fluid distribution system (for paints, lubricants, protective liquids, etc.) with spray gun.



Automated system for the delivery of preselected quantities of fluids (inks, paints, greases, etc.).



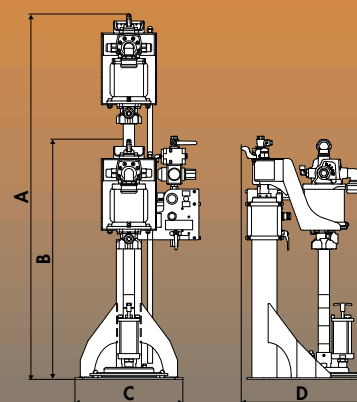
Application of sealants, adhesives, greases, etc., by means of special delivery gun.





RAM HOISTS FOR DRUMS FROM 18 TO 30 kg

Air-operated single column ram hoist with industrial pump. It is raised and lowered by compressed air, via the side mounted 3-way valve.

Essential when pumping high viscosity and heavy fluids since ram pushes down the follower plate helping pump working. It is suitable for drums from 18 to 30 kg.

The follower plate available on request, is suitable for drums with max diameter 310 mm and max height 490 mm.



P/N	OE12/85	OE12/85B
Minimum level pneumatic control	no	si
Working temperature	+2 ÷ +40 °C	
Max pressure	8 bar	
Max air pressure membrane	3 bar	
Usable pumps	s. 900 - 1200	
Noise level	negligible (< 70 db)	
Pushing force downwards at: *	1 bar 55 kg - 1,5 bar 81 kg	
Packing - Gross weight	 N° 1 0,30 m³  61,1 kg	 N° 1 0,30 m³  61,1 kg
Height max/min (A - B)	1460 - 970 mm	1460 - 970 mm
Dimensions (C - D)	500 - 480 mm	500 - 480 mm

* Theoretical valves, friction coefficient has not been considered. Furthermore depression's force created by the pump during suction (+2100 kg) must be added to the listed figures.



PERSONALIZED KIT

In order to satisfy any particular need it is possible to create a **"Personalized kit"**. According to the kind of fluids, choose the right part number in each one of the **4 steps**:

GREASE, VISCOUS FLUIDS, OIL AND INDUSTRIAL FLUIDS PUMPS

Choose the ram hoist (see page on the left), and then complete your kit according with your needs with one of the industrial pumps below.

1 GREASE, VISCOUS FLUIDS, OIL AND INDUSTRIAL FLUIDS PUMPS

		
P/N	90FPM/451	115FPM/751
Series	900	1200
Ratio	45:1	75:1
Flow rate	4,4 kg/min	4,4 kg/min
Seals	PU	PU
Suction tube	500 mm - ø 45 mm	500 mm - ø 45 mm

2 FOLLOWER PLATE

Add to the kit the follower plate.



P/N 0E11/34
Follower plate ø 310 mm with NBR seal ring and suction tube adaptor ø 45 mm (for drum with internal ø from 260 to 310 mm).

3 TROLLEY

Choose if you want a mobile unit. In this case add P/N 0E80030.



P/N 0E80030
Trolley for ram hoist with drums from 18 to 30 kg.

4 OPTIONAL

If you need something more add one of the available optional introduced on page 25.



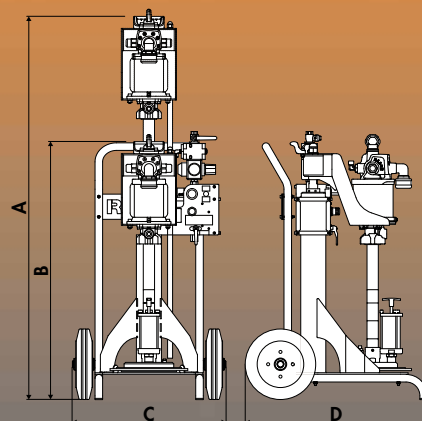
EXAMPLE
The kit is ready to use.

















Air operated single column ram hoist with industrial pump. The following models, with or without trolley, provide some useful accessories to increase the safety and functionality of the article, assembled singularly or simultaneously, according to the code.

Only the models "Full Optional" p/n OE22/09451P1NG and p/n OE22/12751P1NG present all the equipment listed on pages 20 and 21. Kits are suitable for drums from 18 to 30 kg. The available membrane is suitable for drums with a max ø of 310 mm and a max height of 490 mm.

FULL OPTIONAL

see page 20-21



P/N WITHOUT TROLLEY	OE12/09451P1NB	OE12/12751P1NB	OE12/09451P1NG	OE12/12751P1NG
P/N WITH TROLLEY	OE22/09451P1NB	OE22/12751P1NB	OE22/09451P1NG	OE22/12751P1NG
Twin column ram	P/N OE12/85B	P/N OE12/85B	P/N OE12/85B	P/N OE12/85B
Follower plate in NBR	P/N OE11/34	P/N OE11/34	P/N OE11/34	P/N OE11/34
Pump with seals in PU	P/N OE90FPM/451	P/N OE115FPM/751	P/N OE90FPM/451	P/N OE115FPM/751
Ratio	45:1	75:1	45:1	75:1
Flow rate	4400 g/min	4400 g/min	4400 g/min	4400 g/min
Suction tube	500 mm	500 mm	500 mm	500 mm
Visible air bleeder	-	-	P/N OE11/102	P/N OE11/102
Minimum level pneumatic control	P/N OE12/130	P/N OE12/130	P/N OE12/130	P/N OE12/130
Pump connection hose	P/N OE996.301	P/N OE996.301	P/N OE996.301	P/N OE996.301
Follower plate connection hose	P/N OE993.201	P/N OE993.201	P/N OE993.201	P/N OE993.201
Suitable for drums	18 ÷ 30 kg	18 ÷ 30 kg	18 ÷ 30 kg	18 ÷ 30 kg
Packing - Gross weight (without trolley)	 N° 1 0,58 m³  80,0 kg	 N° 1 0,58 m³  81,5 kg	 N° 1 0,58 m³  80,5 kg	 N° 1 0,58 m³  82,1 kg
Packing - Gross weight (with trolley)	 N° 1 0,58 m³  96,6 kg	 N° 1 0,58 m³  98,2 kg	 N° 1 0,58 m³  97,2 kg	 N° 1 0,58 m³  98,8 kg
Height max/min (A - B) *	1560 - 1070 mm	1560 - 1070 mm	1560 - 1070 mm	1560 - 1070 mm
Dimensions (C - D)	610 - 725 mm	610 - 725 mm	610 - 725 mm	610 - 725 mm

* dimensions without trolley see page 22

RAM HOIST ACCESSORIES FOR DRUMS FROM 18 TO 30 kg




P/N OE11/104
System pressure
relief valve.



P/N OE12/130
Pneumatic controls
of the minimum
drum's level.



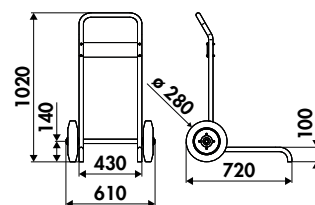
P/N OE11/102
Visible air bleeder for fluid
press hoist, eliminates air
pockets inside the drum
leaving the environment
clean.



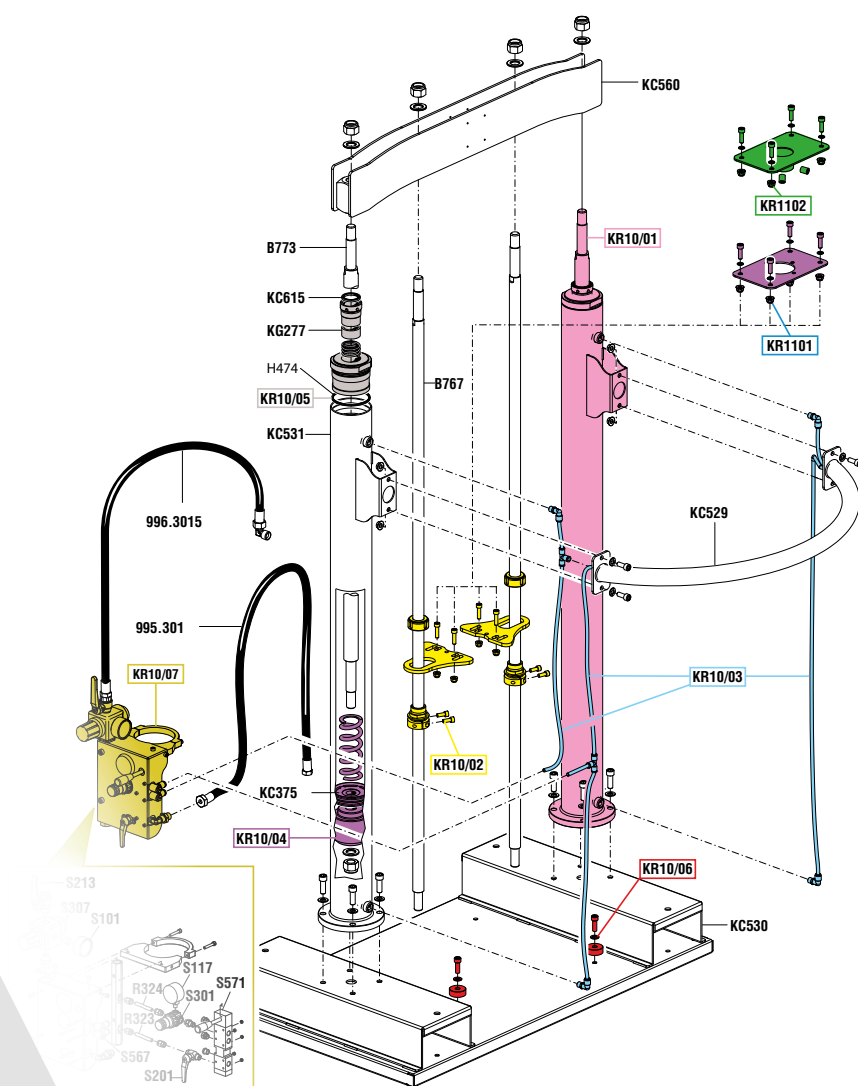
P/N OE11/34
Follower plate
ø 310 mm
with NBR seal ring
and suction tube
adaptor ø 45 mm
(for drum with internal
ø from 260 to 310 mm).



P/N OE80030
Trolley for ram hoist with
drums from 18 to 30 kg.



Safe choices
with original spare parts



...for a fast and efficient
spare parts service

GENERAL SALES CONDITIONS

The following general sales conditions regulate the sale of goods and services by the company ECODORA S.r.l. for customers residing outside the territory of the Italian State.

Art. 1 GOODS DELIVERY TERMS

The goods are delivered ex works ECODORA S.r.l. The subsequent transport/shipment must occur by, in the name and at the expense of the purchasing customer, even by means of a carrier appointed and designated by the same. All risks arising from loading, subsequent custody and transport are borne entirely by the purchasing customer.

Art. 2 MINIMUM ORDERS

Each order cannot be for less than € 1,500.00, net of fees, taxes, customs duties, discounts and rebates and any other charges not included in the price of the goods. If, at the option of ECODORA S.r.l., orders for lower amounts are accepted, an extra charge of € 155,00 shall be applied for order management administrative expenses.

Art. 3 ACCESSORIES

All the accessories given in the price list (plugs, oil bar taps, oil guns, grease guns, probes, protection caps, clutches, swivelling supports, etc.) are supplied exclusively for fitting to or combining with the items ECODORA S.r.l. produces

Art. 4 COMPLAINTS

Any defects immediately noticed after a brief inspection of the goods (damage, shortages or different product from that ordered) must be notified in writing to our company within 8 (eight) days of receipt the goods. Any defects in the product noticeable only during its use must be notified in writing to ECODORA S.r.l. within 8 (eight) days of being detected. Any returns of goods must be authorized in advance by ECODORA S.r.l. and freight charges are at the customer's expenses.

Art. 5 DELIVERY TIMES/TERMS

Delivery times and dates are only approximate and are subject to change. Any delays in delivery do not entitle the customer to cancel the order or claim compensation for damages caused by delay of delivery. Delivery times for urgent orders must be agreed directly with ECODORA S.r.l. ECODORA S.r.l. has the right not to carry out the order and/or totally or partially carry it out, without this giving rise to reimbursement or claims for compensation for damage.

Art. 6 PACKS AND PACKAGING

Packaging costs are included in the price, except for special packing, which shall be charged at cost.

Art. 7 PRICES

The current Price list cancels and replaces the previous price list. In the event of changes to our price list and/or individual items, the goods shall be forwarded at the price in force on the day of the order confirmation. The price list and/or the prices of individual items can be changed even without notice, according to the changes in market conditions or technical innovations/modifications made to the product. The prices are understood to be ex works ECODORA S.r.l.

Art. 8 PAYMENTS

Payments must be made exclusively to ECODORA S.r.l. at the agreed conditions. Under no circumstances will deductions or roundings be accepted. In case of late payment with respect to the agreed conditions, ECODORA S.r.l. reserves the right to charge interest at the current rate, effective from the day after that agreed for payment, plus any additional expenses. Discounts conditional on the payment term and already credited shall be recharged.

Art. 9 WARRANTY

ECODORA S.r.l. provides each product with the communication of particular instructions for the installation, use and maintenance requirements and the need to carry out possible checks on the product. All the technical information and data mentioned in the catalogue and in the price-list in force are not binding and can be changed without prior notice for the purpose of improving the quality of the products. All products manufactured by ECODORA S.r.l. are guaranteed for a period of 5 (five) years from the date of delivery to the first user. The user must keep and show the sales invoice - or an equivalent document - together with the item's serial number in order to make a claim under the ECODORA S.r.l. guarantee. The 5 (five) year guarantee does not apply to components which are subject to normal wear and tear (such as gaskets, diaphragms, O-rings, hoses, etc.), electronic components and items that are sold but not manufactured by ECODORA S.r.l. (marked with a red asterisk in the current product catalogue) which are guaranteed for 1 (one) year from the date of delivery to the first user.

1 (one) year warranty is valid also for the following products:

- digital litre counters and FCS system;
- cable reels;
- electric, pneumatic or hydraulic motor supplied with our industrial hose reels s. 600 and 700.

Incorrect installation, use or maintenance of the product shall void the warranty. Upon written notice, the articles must be returned free to our Factory for checking and acceptance. In any case, the guarantee expires in the 10th year from the date of manufacture (indicated by the serial number), if the stated expiry takes place before the expiration terms indicated above (1 or 5 years from delivery to the first user).

Art. 10 RESPONSIBILITY

ECODORA S.r.l. is exempt from any responsibility and liability for accidents that may occur to persons and property, as a result of or during the use of the equipment, due to or depending on the same whenever the products have been damaged during transport, tampered with or modified, or improperly used, or stored, installed, protected and preserved without complying with the instructions of ECODORA S.r.l. as given in the installation, use and maintenance instruction manuals for each product. ECODORA S.r.l. is liable for the value for the supplied product and cannot be held responsible in any way for other possible costs or additional costs that the customer may bear.

The Intellectual Property rights to the trademark ECODORA are exclusive and all rights to its use and reproduction are reserved.

The ECODORA trademark is a protected trademark at an international level. No part of the ECODORA trademark and its logo may be utilized, copied and/or used in any form, time and space, even by means of improper alterations.

The Intellectual Property rights on the images published in this catalogue are owned exclusively by ECODORA S.r.l. and any unauthorized reproduction is prohibited.

Any use in general of the assets protected by the Intellectual Property rights of the trademark ECODORA is prohibited and is subject to the prior written permission of ECODORA S.r.l.

FOR FOREIGN MARKETS

Art. 11 CONFIDENTIALITY

Information not in the public domain that is exchanged in the execution of the contract is subject to the obligation of confidentiality, secrecy and security; said information is covered as an industrial secret and is of a confidential and reserved nature and may not be disseminated to third parties; its use is permitted exclusively and strictly to execute the supply contract.

Art. 12 INTELLECTUAL PROPERTY RIGHTS

The ECODORA trademark, and likewise the name ECODORA, ECODORA S.r.l., the logo and the other distinctive signs are internationally registered trademarks, and ECODORA S.r.l. does not authorise their use and application under any circumstances. Without prior written consent from ECODORA S.r.l., the content of catalogues, price lists, instruction manuals and similar, including content on the website may not be reproduced, either entirely or partially, nor may it be transferred by electronic or traditional means, nor may it be modified or utilised by any means and for any purpose. All rights are held by ECODORA S.r.l. The customer acknowledges that ECODORA S.r.l. holds exclusive ownership of all the parts, images, photographs and signs not in common usage, the content in the catalogues, price lists, instruction manuals and similar and/or present on the website www.ecodora.com and/or other channels and/or social networks used by ECODORA S.r.l. for their informational and marketing campaigns pursuant to Copyright Law and the Industrial Property Code.

Art. 13 INFORMATION ON THE PROCESSING OF DATA PURSUANT TO ITALIAN LEGISLATIVE DECREE 196/2003

In accordance with article 13 of Italian Legislative Decree 196/2003 - Personal Data Protection Code - you are hereby advised that the processing of the personal data, provided with the purchase of goods or services and/or the supply of goods or services is solely for the purposes of carrying out the contract-based obligations and to comply with the specific requests from customers/ suppliers, as well as adhering to legislative obligations, in particular accounting and tax obligations or to respect orders issued by public authorities or to exercise a right in court.

The data shall also be used for commercial statistics for corporate use and to obtain commercial information on our products and services if expressly authorised by the applicant. The processing of data shall be done using hard-copy and computerised procedures, in the manner and within the limits necessary to achieve the aforementioned purposes. Data may be communicated and processed by other companies in the Group for the same specified purposes, and may be made known to employees of our company, consultants and other suppliers, always and exclusively within the limits of the aforementioned purposes.

The provision of data is mandatory for the correct execution of the contract and pre-contract based obligations, and failure to do so could result in it being impossible to fully comply with contractual obligations, and make it impossible to provide updates on the new products and services offered by our company.

Data shall be processed for the duration of the contract relationship in place and subsequently to fulfil any legal formalities.

Art. 14 RIGHTS OF DATA SUBJECTS

The information is aimed at defining the limits and methods for the processing of data, based on which individual customers and/or suppliers may freely authorise the collection and subsequent use of data. Data subjects are entitled to the rights pursuant to article 7 of the aforementioned Code and in particular, the right to access their personal data, ask for the amendment, update and cancellation thereof, if incomplete, incorrect or collected in violation of the law, and may object to the processing for legitimate reasons, addressing requests in this regard to ECODORA S.r.l.

Pursuant to the same article the data subject also has the right to request the complete and updated list of the Data Supervisors, and to ask for the cancellation, transformation into anonymous form or blocking of data processed in violation of the law, and to oppose in any case, for legitimate reasons, the processing thereof. To exercise these rights, and in the case of problems or any requests for clarification regarding what has been explained herein, kindly address these to the following email address: info@ecodora.com.

Art. 15 DATA CONTROLLER

The Data Controller is ECODORA S.r.l. with registered office at Via Marangoni 33, Cassola (VI) – Italy, and this is where the data processing shall take place.

Art. 16 COMPETENT LAW COURT

Any disputes shall be settled by the Law Court of Vicenza, Italy.



The manufacturer declines any responsibility for possible inaccuracies contained in this catalogue, due to printing or transcription errors.

The manufacturer reserves the right to make any changes or improvements of a functional, technical or aesthetic nature without prior notice.



Lined area for taking notes, consisting of multiple horizontal lines.



All rights reserved by ECODORA S.r.l.



Company with an
ISO 9001:2015 certified
quality management system



ECODORA S.r.l.
Vicenza - Italy
Tel. +39 0424 570891
Fax +39 0424 571354
www.ecodora.com
info@ecodora.com

CE Made in Italy



WECS-GB
rev. 00